



New fabric, new cut, new features. Our "Authentic Sweatshirt" is a traditional set in sleeve sweat in a contemporary design.

- Set-in sleeve
- Straighter cut for contemporary look
- Wider hem and cuff constructions
- Slimmer shoulders and leaner arms
- Coverseamed armholes, cuffs and hem
- Herringbone neck tape
- Side seams improve fit



### MATERIAL:

80% Combed Ring Spun Cotton; 20% Polyester (3 layer fabric)



### WEIGHT:

280g/m<sup>2</sup>



### PACKING:

Pack 6; Carton 36



### LAUNDRY CARE:

Suitable for 40°C wash and low temperature tumble dry



### ORIGIN:

Cambodia

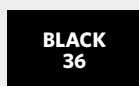
		XS	S	M	L	XL	2XL	3XL
<b>Your body measurement</b>								
To fit chest	cm	87/92	92/97	97/102	102/107	107/112	112/117	117/122
	Ins	34/36	36/38	38/40	40/42	42/44	44/46	46/48
<b>Garment dimensions</b>								
Chest Size: cm		102	108	114	120	126	132	138
Body Length: cm		64	66.5	69	71.5	74	76.5	79

### DECORATOR NOTES

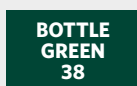
The outer layer of the 3-layer "Authentic Sweatshirt" fabric consists of 100% cotton, providing a high quality surface for decoration.



### COLOURS



PANTONE®  
FABRIC: 19-4005 TPX  
PAPER: BLACK C  
C:100 M:50 Y:50 K:100



PANTONE®  
FABRIC: 19-5513 TPX  
PAPER: 5477 C  
C:100 M:50 Y:80 K:45



PANTONE®  
FABRIC: 19-1716 TPX  
PAPER: 5195 C  
C:50 M:100 Y:70 K:45



PANTONE®  
FABRIC: 18-3949 TPX  
PAPER: 2726 C  
C:100 M:70 Y:0 K:5



PANTONE®  
FABRIC: 17-4405 TPX  
PAPER: 444 C  
C:18 M:5 Y:0 K:71



PANTONE®  
FABRIC: 19-1764 TPX  
PAPER: 1945 C  
C:0 M:100 Y:80 K:25



PANTONE®  
FABRIC: 19-4010 TPX  
PAPER: 532 C  
C:100 M:85 Y:35 K:55



PANTONE®  
FABRIC: 14-4002 (MARLED)  
PAPER: COOL GREY 3 C  
C:5 M:0 Y:0 K:40



Neuer Stoff. Neuer Schnitt. Neue Features. Unser „Authentic Sweatshirt“ ist ein klassisches Sweat mit angesetzten Ärmeln – in zeitgemäßem Design.

- Angesetzte Ärmel
- Gerader Schnitt für ein zeitgemässes Erscheinungsbild
- Saum und Bündchen weiter geschnitten
- Schlankere Schulterpartie und Ärmel
- Decknähte an Armausschnitten, Bündchen und Saum
- Nackenband in Fischgrätoptik
- Seitennähte für optimale Passform

### MATERIAL:



80% gekämmte ringgesponnene Baumwolle; 20% Polyester (3-lagiger Sweatshirt-Stoff)



### GEWICHT:

280g/m<sup>2</sup>



### VERPACKUNG:

Pack 6; Karton 36



### WASCHANLEITUNG:

Geeignet für 40° Wäsche und Wäschetrockner



### HERKUNFT:

Kambodscha

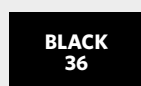
		XS	S	M	L	XL	2XL	3XL
<b>Ihre Körper Maße</b>								
Brustumfang	cm	87/92	92/97	97/102	102/107	107/112	112/117	117/122
	Ins	34/36	36/38	38/40	40/42	42/44	44/46	46/48
<b>Kleidergrößen</b>								
Brustumfang: cm		102	108	114	120	126	132	138
Körperlänge: cm		64	66.5	69	71.5	74	76.5	79

### HINWEISE ZUR VEREDLUNG

Die äußere Schicht des 3-lagigen Sweatshirt-Stoffes besteht aus 100% gekämmter ringgesponnener Baumwolle und bietet dadurch, und durch das besonders feine Maschenbild eine exzellente Grundlage für die Veredelung.



### FARBEN



PANTONE®  
FABRIC: 19-4005 TPX  
PAPER: BLACK C  
C:100 M:50 Y:50 K:100



PANTONE®  
FABRIC: 19-5513 TPX  
PAPER: 5477 C  
C:100 M:50 Y:80 K:45




PANTONE®  
FABRIC: 19-1716 TPX  
PAPER: 5195 C  
C:50 M:100 Y:70 K:45



PANTONE®  
FABRIC: 18-3949 TPX  
PAPER: 2726 C  
C:100 M:70 Y:0 K:5



PANTONE®  
FABRIC: 17-4405 TPX  
PAPER: 444 C  
C:18 M:5 Y:0 K:71



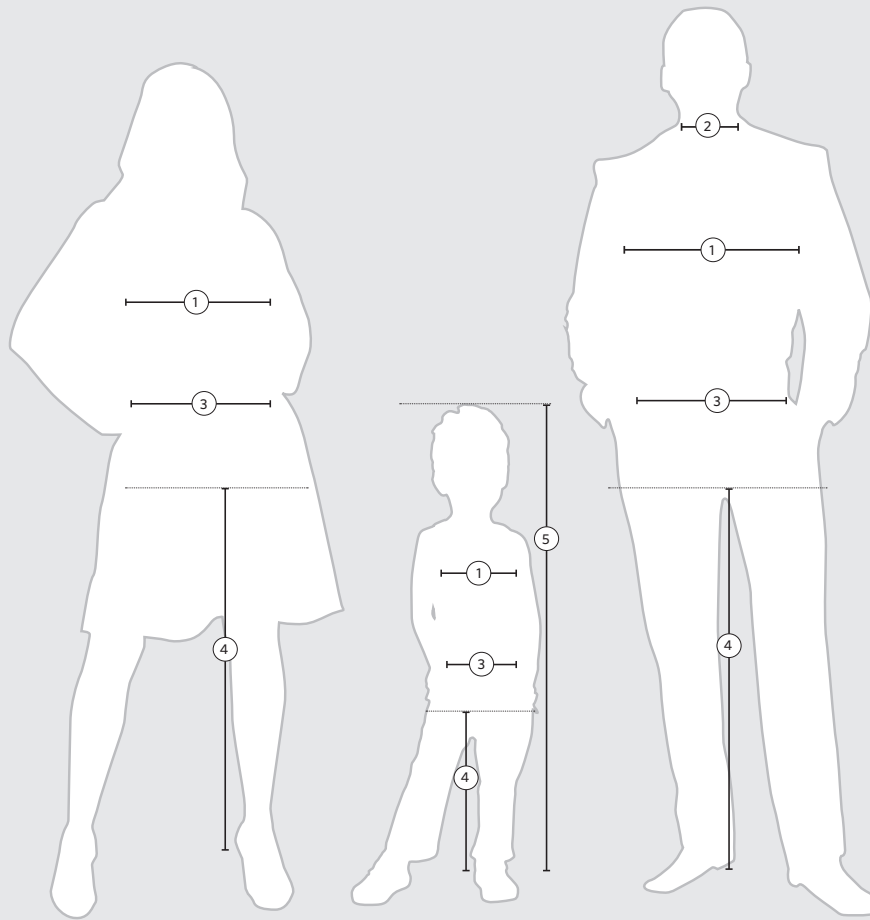
PANTONE®  
FABRIC: 19-1764 TPX  
PAPER: 1945 C  
C:0 M:100 Y:80 K:25



PANTONE®  
FABRIC: 19-4010 TPX  
PAPER: 532 C  
C:100 M:85 Y:35 K:55



PANTONE®  
FABRIC: 14-4002 (MARLED)  
PAPER: COOL GREY 3 C  
C:5 M:0 Y:0 K:40



All of our measurements are based on actual "To Fit" body sizes and not the size of the actual garment itself e.g. a polo shirt with a chest to fit size of 92-97cms / 36-38" will fit someone with similar chest measurements; trousers with a waist to fit of 50 Europe / 34" will fit someone with similar waist measurements etc.

To help you select the most appropriate size of garment(s) please refer to our measuring tips below.

## Chest

**Men:** measure around the fullest part of the chest, 2.5cms below the underarm area ①

**Women:** measure around the fullest part of the bust ①

**Children:** measure under the arms around the fullest part of the chest ①

## Collar

**Men:** measure around the base of the neck ②

## Waist

**All:** measure around the natural waist, ensuring the measuring tape is kept taut ③

## Leg Length

**All:** measure from the top of the inside leg at the crotch down to where trousers are normally worn with shoes ④

## Height

**Children:** standing still, with feet together and flat on the floor, measure from the top of the head to the ground ⑤



# Size Guide

## All Products (excl. Shirts, Trousers, Shorts & Sweatpants)

Ladies'	XXS	XS	S	M	L	XL	2XL	3XL	4XL	5XL	6XL
Chest to fit (CM)	72-77	77-82	82-87	87-92	92-97	97-102	102-107	107-112	112-117	117-122	122-127
Chest to fit (INS)	28-30	30-32	32-34	34-36	36-38	38-40	40-42	42-44	44-46	46-48	48-50

### Dress Size

UK	6	8	10	12	14	16	18	20	22	24	26
France	34	36	38	40	42	44	46	48	50	52	54
Italy	38	40	42	44	46	48	50	52	54	56	58
Germany/Europe	32	34	36	38	40	42	44	46	48	50	52

Men's	XXS	XS	S	M	L	XL	2XL	3XL	4XL	5XL	6XL
Chest to fit (CM)	82-87	87-92	92-97	97-102	102-107	107-112	112-117	117-122	122-127	127-132	132-137
Chest to fit (INS)	32-34	34-36	36-38	38-40	40-42	42-44	44-46	46-48	48-50	50-52	52-54

## Shirts

Ladies'	XXS	XS	S	M	L	XL	2XL	3XL	4XL	5XL	6XL
Chest to fit (CM)	72-77	77-82	82-87	87-92	92-97	97-104	104-112	112-120	120-130	130-137	137-144
Chest to fit (INS)	28-30	30-32	32-34	34-36	36-38	38-41	41-44	44-47	47-51	51-54	54-57

### Dress Size

UK	6	8	10	12	14	16	18	20	22	24	26
France	34	36	38	40	42	44	46	48	50	52	54
Italy	38	40	42	44	46	48	50	52	54	56	58
Germany/Europe	32	34	36	38	40	42	44	46	48	50	52

Men's	S	M	L	XL	2XL	3XL	4XL	5XL	6XL
Collar to fit (CM)	37-38	39-40	41-42	43-44	45-46	47-48	49-50	51-52	53-54
Dual Collar Sizes (INS)	14.5/15	15.5	16/16.5	17/17.5	18	18.5/19	19.5	20	21
Individual Collar Sizes (INS)	14.5   15	15.5	16   16.5	17   17.5	18	18.5   19	19.5	20	21
Chest to fit (CM)	92-97	97-102	102-107	107-112	112-117	117-122	122-127	127-132	132-137
Chest to fit (INS)	36-38	38-40	40-42	42-44	44-46	46-48	48-50	50-52	52-54

## Trousers & Shorts

UK (INS)	28	30	32	34	36	38	40	42	44	46	48
EUROPE	44	46	48	50	52	54	56	58	60	62	64

	Short	Regular	Long
Leg Length (CM)	76	81	86
Leg Length (INS)	30	32	34

## Sweatpants

	S	M	L	XL
UK (INS)	30	32	34	36
Europe	46	48	50	52

## Blazers

Girls'															
Chest to fit (CM)	68	71	73	76	79	81	84	86	89	91	96	101	106	112	117
Chest to fit (INS)	27	28	29	30	31	32	33	34	35	36	38	40	42	44	46

Boys'																
Chest to fit (CM)	71	73	76	79	81	84	86	89	91	94	96	101	106	112	117	122
Chest to fit (INS)	28	29	30	31	32	33	34	35	36	37	38	40	42	44	46	48

## All Children's Products (excl. Sweatpants)

	XS	S	M	L	XL	2XL	3XL	4XL
Age (Years)	1-2	3-4	5-6	7-8	9-10	11-12	13-14	15-16
Height (CM)	90	104	116	128	140	152	164	176
Chest to fit (CM)	51-56	56-63	63-71	71-76	76-81	81-86	86-91	91-96
Chest to fit (INS)	20-22	22-25	25-28	28-30	30-32	32-34	34-36	36-38

## Sweatpants (Children)

	S	M	L	XL	2XL
Age (Years)	3-4	5-6	7-8	9-10	11-12
Height (CM)	104	116	128	140	152
Waist to fit (CM)	53	55	58	61	66
Waist to fit (INS)	21	22	23	24	26